


## Author

Institution  
 Department  
 Street  
 Postal Code  
 City  
 Country **United Kingdom**  
 Contact  
 Phone  
 E-Mail

Built with **DataCollect Webreporter** version 1.0 at 29/05/2024 13:03:22

## Site

Name **Abingdon Road**  
 Dir. Oncoming (name)  
 Dir. Outgoing (name)  
 Posted Speed Limit   
 Comment  
 Device type **DSD**

## Time Range

Start Date **09/04/2024 13:00**  
 End Date **28/05/2024 17:59**  
 Days **Mo, Tu, We, Th, Fr, Sa, Su**  
 Time Interval **60 minutes**  
 Time Frame / Day **00:00 - 23:59**

## Speed Classes

[V in mph]

Time	Σ	10	20	30	40	50	60	70	80	90	100	110	>110
00:00-06:00	1446	296	55	283	448	300	57	7	0	0	0	0	0
06:00-09:00	9447	202	147	3431	4298	1252	113	4	0	0	0	0	0
15:00-19:00	17515	553	447	6846	7504	2007	152	6	0	0	0	0	0
06:00-22:00	54052	2100	1451	21399	22636	5958	483	24	1	0	0	0	0
00:00-24:00	56960	2451	1569	22287	23618	6439	564	31	1	0	0	0	0

## Speed Figures

[V in mph]



**DSD SAFETY Success**

Vmin	Vavg	Vmax	V15	V50	V85	Vexc %
3	31	72	24	31	39	<b>53.8</b>

Vin	Vout	Vred	Vred %
<b>31</b>	<b>29</b>	-2	-6

## Descriptions

Vmin: Minimal velocity  
 Vavg: Average velocity  
 Vmax: Maximal velocity  
 V15: Critical velocity for the first 15% of vehicles  
 V50: Critical velocity for the first 50% of vehicles


V85: Critical velocity for the first 85% of vehicles  
 Vexc %: Speeding in %  
 Vin: Average inlet velocity  
 Vout: Average velocity of exit  
 Vred: Average speed reduction between inlet velocity and velocity of exit

## Author

Institution  
Department  
Street  
Postal Code  
City  
Country United Kingdom  
Contact  
Phone  
E-Mail

Built with **DataCollect Webreporter** version 1.0 at 29/05/2024 13:03:22

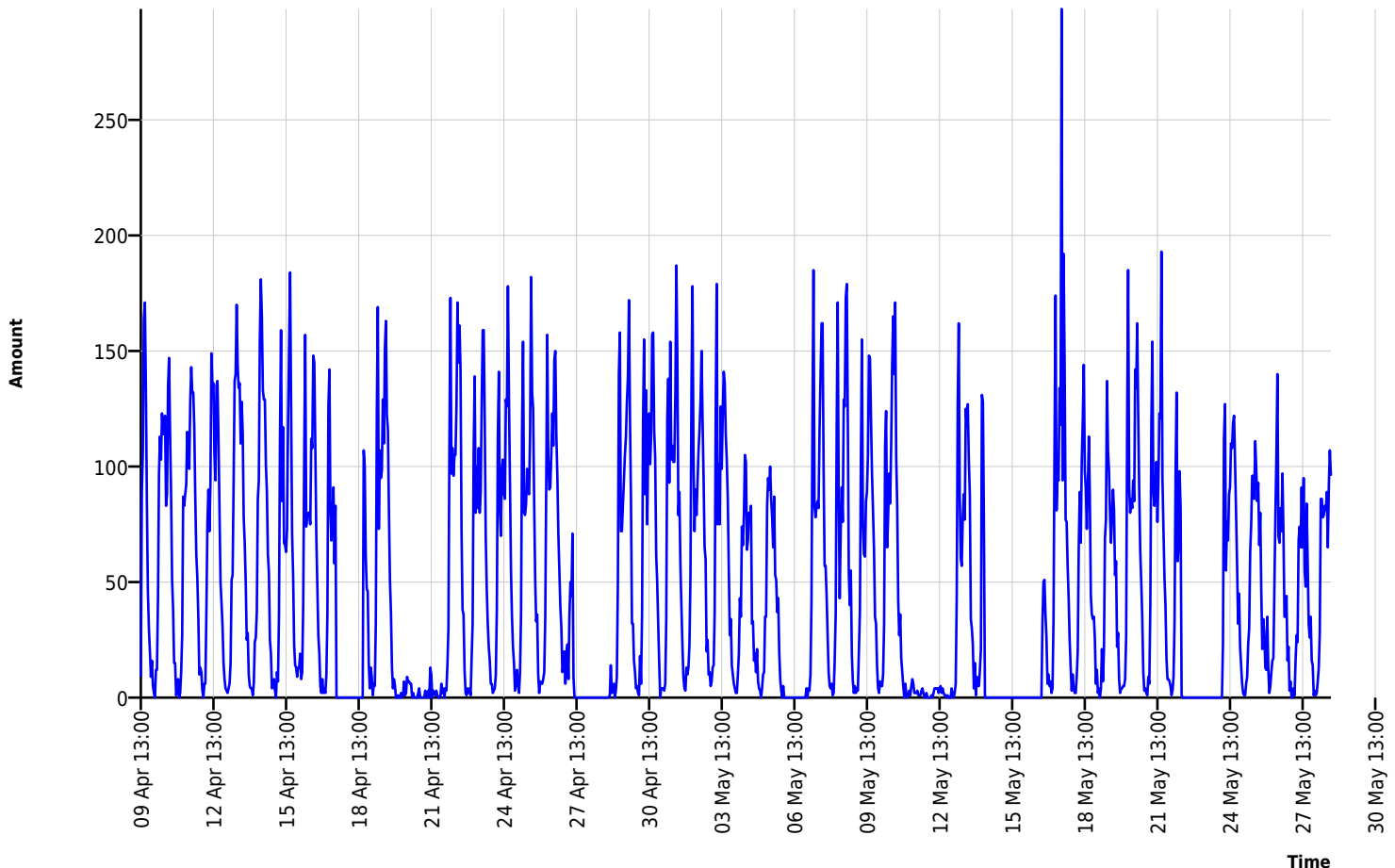
## Site

Name Abingdon Road  
Dir. Oncoming (name)  
Dir. Outgoing (name)  
Posted Speed Limit   
Comment  
Device type **DSD**

## Time Range

Start Date 09/04/2024 13:00  
End Date 28/05/2024 17:59  
Days Mo, Tu, We, Th, Fr, Sa, Su  
Time Interval 60 minutes  
Time Frame / Day 00:00 - 23:59

## Time Variation Curve




## Author

Institution  
 Department  
 Street  
 Postal Code  
 City  
 Country **United Kingdom**  
 Contact  
 Phone  
 E-Mail

Built with **DataCollect Webreporter** version 1.0 at 29/05/2024 13:03:22

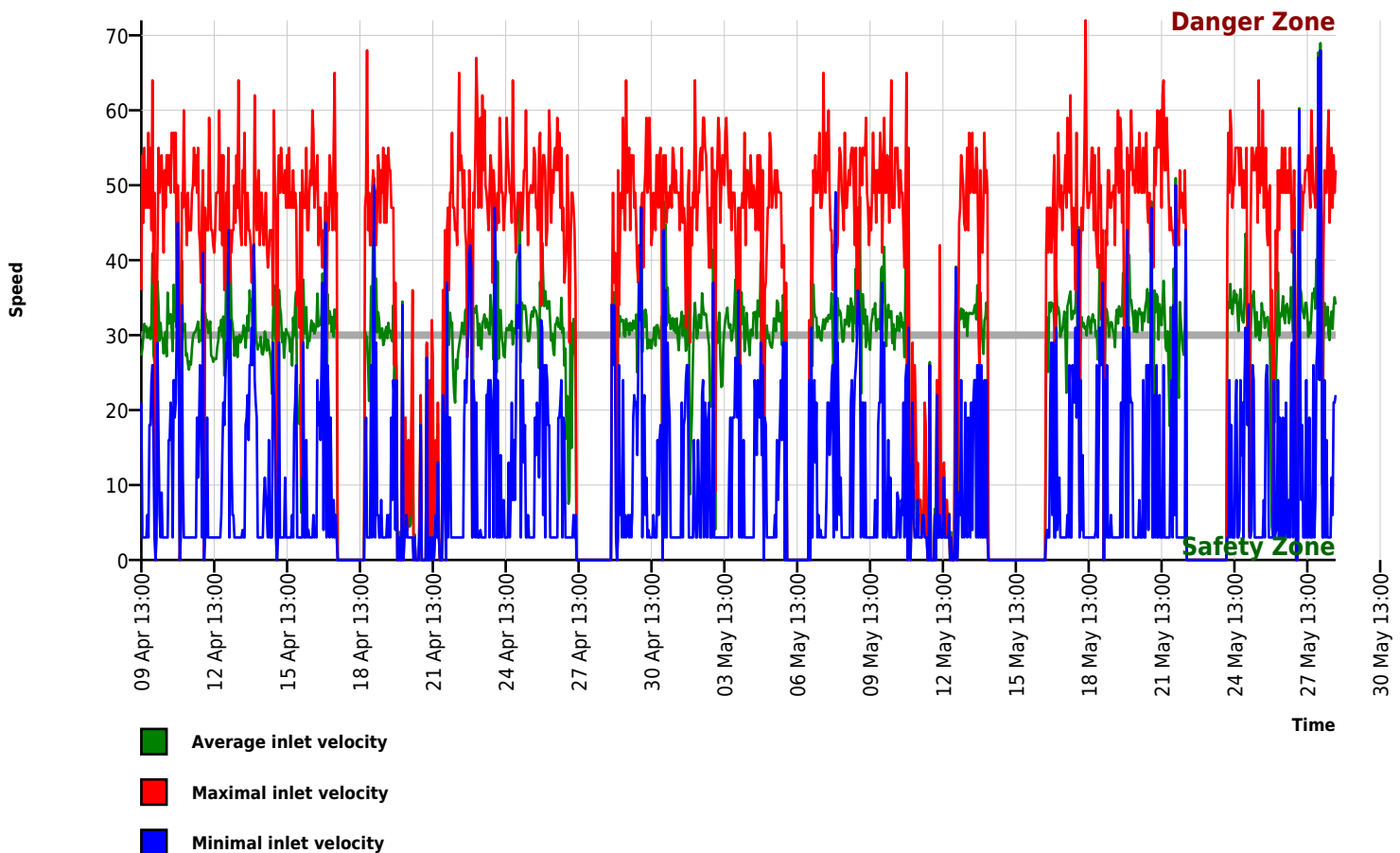
## Site

Name **Abingdon Road**  
 Dir. Oncoming (name)  
 Dir. Outgoing (name)  
 Posted Speed Limit   
 Comment  
 Device type **DSD**

## Time Range

Start Date **09/04/2024 13:00**  
 End Date **28/05/2024 17:59**  
 Days **Mo, Tu, We, Th, Fr, Sa, Su**  
 Time Interval **60 minutes**  
 Time Frame / Day **00:00 - 23:59**

## Speed Diagram




## Author

Institution  
 Department  
 Street  
 Postal Code  
 City  
 Country **United Kingdom**  
 Contact  
 Phone  
 E-Mail

Built with **DataCollect Webreporter** version 1.0 at 29/05/2024 13:03:22

## Site

Name **Abingdon Road**  
 Dir. Oncoming (name)  
 Dir. Outgoing (name)  
 Posted Speed Limit   
 Comment  
 Device type **DSD**

## Time Range

Start Date **09/04/2024 13:00**  
 End Date **28/05/2024 17:59**  
 Days **Mo, Tu, We, Th, Fr, Sa, Su**  
 Time Interval **60 minutes**  
 Time Frame / Day **00:00 - 23:59**

## Speed Histogram

